


# Planilha

ROTA (1)	VEÍCULO				
	CÓD.(2)	TIPO(3)	PACIDADE(4)	CÓD (5)	TURNO (6)
17	OT10	KOMBI	9	17M-ida	MANHÃ
				17M-volta	MANHÃ

## Planilha




**PERCURSO(7)**

*BAIRRO SÃO JOSÉ - CENTRO*

*SASSÃO - FERRAZ DE CIMA*

## Planilha




ANEXO III

**A ORÇAMENTÁRIA DAS ROTAS DO TRANSPORTE ESCOLAR (\*)**

**ESCOLAS ATENDIDAS(8)**

*E.M. SÃO LUIZ - E. M. IVAN MARCIO BEZERRA CAVALCANTI - C.E.I.M. MARIA ENEDINA DE MENEZES - C.M. ALICE SANTOS DE LIMA*  
*E.M. SÃO LUIZ - E. M. IVAN MARCIO BEZERRA CAVALCANTI - C.E.I.M. MARIA ENEDINA DE MENEZES - C.M. ALICE SANTOS DE LIMA*




## Planilha



# Planilha

TURNO(a)(9)		Q. DE VIAGENS	QUILOMETRAGEM (**)		ANO(d=c*200)		PR
KM N-PAV(a <sup>1</sup> )	KM PAV (a <sup>2</sup> )		DIA(c=a*b)	N-PAV(c <sup>1</sup> =a <sup>1</sup> *b)	PAV(c <sup>2</sup> =a <sup>2</sup> *b)	PAV(d <sup>1</sup> =c <sup>1</sup> *200)	
13,24	4,55	1	13,24	4,55	2648	910	
13,24	4,55	1	13,24	4,55	2648	910	

## Planilha



## Planilha1

EÇO (10)

períodos de EVISTO ( $k=f*12+\sum(g*d^1+h*d^2)$ )

R\$/km pav(h)

